DISSIDIA
[duodecim] 012
FINAL FANTASY



DLC Costume

Emperor of Arubboth

dissidiaffaaron.blogspot.com

SKIRT & BODY

1. Firstly, construct parts 1-7 for the skirt. Double-side and trim accordingly. You can add some weight to balance the model.
2. Then, construct parts 8-21, which is a very simple and straightforward build. Double-side and trim part 22, and glue it to the skirt.
3. Continue building parts 23-35 for the body.







HANDS

1. Build parts 36-43 for the hand. Set it aside.
2. Then, construct parts 44-51 for the long sleeves.
3. Construct parts 52-56. Glue the hand to the arm.
4. Construct parts 57-61 and glue it to the arm.
5. Repeat with parts 62-87 for the other hand.
6. Construct parts 88-96 to complete the body.









HEAD

1. Construct parts 97-113 for the face.
2. Construct parts 114-124 for the bangs. Some parts are tiny so be careful. Repeat with parts 125-135 and attach them to the head.







HAIR

1. Construct parts 136-146 for the top hair.
2. Construct parts 147-168 for the horns.
3. Build parts 161-181 separately, then attach it to the head. Repeat with parts 182-194.
4. Construct parts 195-212 separately. Then, attach to the head.
5. Construct parts 213-215 separately and attach to the head.
6. Close the head with parts 216-220. Trim and double-side as usual.













CREST & WINGS

1. Construct parts 221-224 for the crest. Trim and double-side as usual. Glue the crest to the shoulders.

3. Construct parts 225-238 for the wings. Double-side and trim the excess. Attach the wings to the body. You may need to cut a slit into the hair to fit in the upper wings.





STAFF

1. Double-side and trim parts 239 and 240.

2. Construct parts 241-246. You should use something like a stick to support the staff. Cut small holes into parts 243-245 to fit the stick through.

3. Double-side and trim parts 247-249 and glue them to the staff.

4. Construct parts 250 and 251. Cut a hole into part 251 and glue part 250 into it. Cut a small part below to jewel to fit it to the staff.

5. Glue the staff to the right hand.





Now, the gorgeous, angelic , manipulative emperor is done.

